


How to make a turtle with recycled materials



Materials

- 1 egg carton
- green paint
- foam foam
- eyes



STEPS

Step 1

Cut the egg carton and the foam rubber




Step 2

Paint the egg carton with the green paint




Step 3

Glue the eyes to the foam Rubber and paint a smile with the markers



Step 4

Decorate the egg carton with the markers and next glue it to the foam rubber



Finish

Thank you for watching

